

Disciple Maker Vision

The Main Points

1

Pray in Unity

Two mentors enter into a covenant relationship. They pray in intercession, and choose those they can disciple according to God's given wisdom to find the right ones. This is the first **life-hour**.

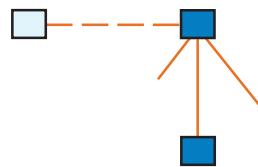


Jesus sent them out **two by two**.

2

Teach to Duplicate

We share the love of Jesus and make three strong **followers of Christ**. We also teach, show conduct, have aim in life, exercise faith and patience as example.

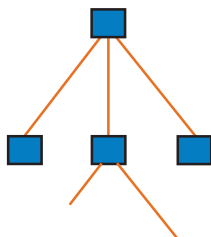


Ministering **the word** of reconciliation.

3

The Inner Circle: 1 - 3

We follow the Lord's example when we pour our life-hours into three wisely chosen people — **One to three**, the basic building block of the disciple making plan.

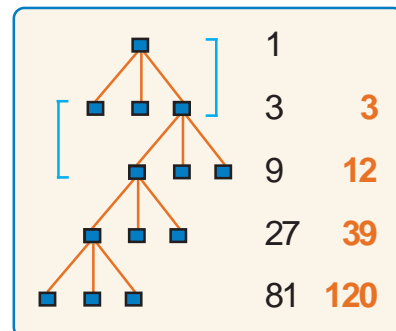


Close ones: Peter, James and John.

4

Timothy Disciple Maker

Success is reached when we build repeating generations: **4 deep**



Faithful men who can **teach others**.

Disciple Making Record

The **Certificate in Disciple Making** requires a student to build a structure of disciples — to obey the Lords command to make disciples and Paul's instructions to Timothy to convey the basic principles "to reliable men who will also be qualified to teach others".

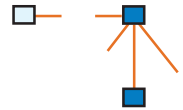
1. Prayer Partner



Name: First meeting:

How many disciples has your **prayer partner** now have? 1 2 3

2. Your Inner Circle Disciples



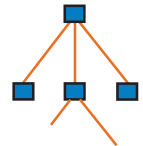
1. Name: First meeting:

2. Name: First meeting:

3. Name: First meeting:

3. Disciple's Progress

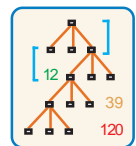
Describe each one of the above: their spiritual progress, do they meet, are they learning (know a lot, or are on the CDM course) and do they have (number) disciples of their own.



No.	Progress			Meetings		Learning			No of Disciples		
	New	Growing	Strong	Few	Regular	Know	Course	New	1	2	3
1	<input type="checkbox"/>	<input type="checkbox"/>	<input type="checkbox"/>	<input type="checkbox"/>	<input type="checkbox"/>	<input type="checkbox"/>	<input type="checkbox"/>	<input type="checkbox"/>	<input type="checkbox"/>	<input type="checkbox"/>	<input type="checkbox"/>
2	<input type="checkbox"/>	<input type="checkbox"/>	<input type="checkbox"/>	<input type="checkbox"/>	<input type="checkbox"/>	<input type="checkbox"/>	<input type="checkbox"/>	<input type="checkbox"/>	<input type="checkbox"/>	<input type="checkbox"/>	<input type="checkbox"/>
3	<input type="checkbox"/>	<input type="checkbox"/>	<input type="checkbox"/>	<input type="checkbox"/>	<input type="checkbox"/>	<input type="checkbox"/>	<input type="checkbox"/>	<input type="checkbox"/>	<input type="checkbox"/>	<input type="checkbox"/>	<input type="checkbox"/>

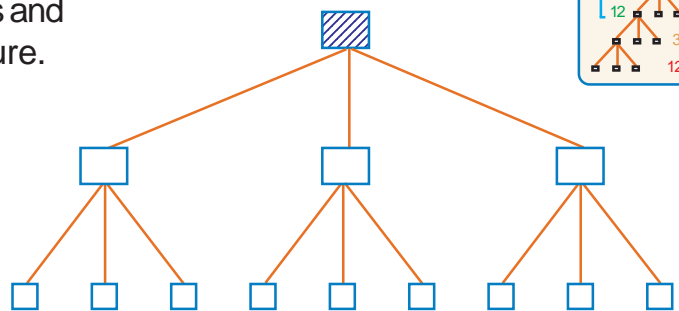
4. Your Structure (generations)

Describe the growth of your three disciples and the growth of their disciple family structure.



Choose faithful men who can teach

Assuming you have three disciples, How many do **they** have? (in the third row)



With a red pen, colour in the blocks that are established as disciples. *Go and make disciples!*

Enter dates of meetings with your disciples (day/month):

<input type="text"/>	<input type="text"/>	<input type="text"/>	<input type="text"/>	<input type="text"/>	<input type="text"/>	<input type="text"/>
<input type="text"/>	<input type="text"/>	<input type="text"/>	<input type="text"/>	<input type="text"/>	<input type="text"/>	<input type="text"/>
<input type="text"/>	<input type="text"/>	<input type="text"/>	<input type="text"/>	<input type="text"/>	<input type="text"/>	<input type="text"/>

Note: This report must be given to your mentor at the end of the course as proof of his/her qualification as a **Disciple Maker**